

Misuse

This game is part of a series of games created in the Games for Goals project.

AQUAHEROES



Find the other mini-games on chemical pollution, drought, flooding, plastic pollution and more on:

www.gamesforgoals.eu



Co-funded by the
Erasmus+ Programme
of the European Union



Please share feedback on the game
and help measure its impact!



<https://tinyurl.com/GFG-impact-EN>



Funded by the European Union. Views and opinions expressed are however those of the author(s) only and do not necessarily reflect those of the European Union or the European Education and Culture Executive Agency (EACEA). Neither the European Union nor EACEA can be held responsible for them.

Activity Sheet



Laura



30MN



LEARNING OBJECTIVES

- The pupils share their reflections on their own use of water.
- The pupils think about how to use less water at home.



MATERIALS

- Board with 5 houses (orange, red etc.)
- 5 envelopes with a drawing of each house (orange, red etc.)
- 5 sets of challenge cards (orange, red etc.)
- a set of solutions cards (orange, red, etc)
- a start card



PREPARATION

- Put the challenge cards in the same coloured envelope.
- Put the envelopes on the same colour on the board with the drawing of the house face up.
- Put the solution cards in a pile, face down, next to the board
- Put the start card face up, next to the board

Activity Sheet



ACTIVITY DESCRIPTION

During the game, the pupils will explore the village and meet its inhabitants. They will move from one house to the next, but they do not know in which order yet!

Every envelope is a house, and includes a challenge they have to solve. Every time they overcome a challenge, the solution card will tell them to which house they need to go next.

They have to start by opening the orange envelope to discover why there is no water in the village.



KEYS TO LEAD THE DISCUSSION

- What is the main problem in the village?
- What are the causes of the problem?
- What solutions did you find for the problem?
- What daily activities consume a lot of water?
- What can you do to reduce water waste?
- Why is it important not to waste water?



Printing instructions

Print the pages 2-3 double-sided, long side.

Print the pages 1 and 4 to 15 single-sided

- Follow the instructions of each page
- Place each instruction or challenge card in the same coloured envelope
- Make a pile with the solution cards

———— = cut = fold

Instructions


You visit Uncle Ben and his dogs. Because they are so hairy, Ben needs to wash 10kg of household linen every week but he also needs to save water. Find the most ecological way for him to wash his laundry!

Calculate which method uses the least water to wash 10 kilos of laundry

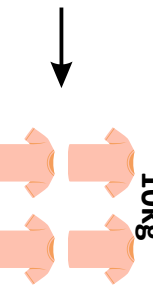


fold and stick

2.5kg



=




10kg

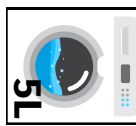
=



5kg



=



10kg

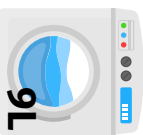
=



10kg

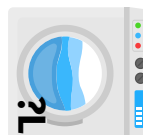


=



10kg

=



Solution

Answer : List of the 4 cards in order make: Blue Gold (all the blue letters)

Well done! We use the term 'blue gold' because water is precious and could become as rare as gold.

We really need to take care of it!

Keep going, move on to the **yellow house** and open the envelope.

Solution

BLUE HOUSE



fold and stick

Instructions















When Aunt Moricette opens the door, she still has shampoo in her hair! She likes long showers but she got trapped in the shower with no water. To give her good advice, connect each way of washing with the correct amount of water.



Instructions


There is chaos in the house! The family was about to eat but could not cook their pasta because there is no more running water. Put the cards in a row in the right order: from the best use of water to the worst (most wasteful) and discover the hidden words (only one colour forms a message).



			
			
			
$x 3 = 150L$	$x 4 = 200L$		$x 8 = 400L$
	$100L = 2 \times$ 		


Solution

GREEN HOUSE



Solution

Answers : 1 , 2 , 3 , 4 , 5 , 6

Once you have found out how to reduce the bill, Aix's family refills Laura's and your water bottles. Congratulations! You now have even more energy! After everything you have seen in the village, you want to discover why everyone is running out of water. You decide to visit the last house in the village... Take the **red envelope** 

The youngest son uses his own reusable water bottle for school.

N K L
R D O



fold and stick

fold + stick




ESNOH MO77EK

Solution



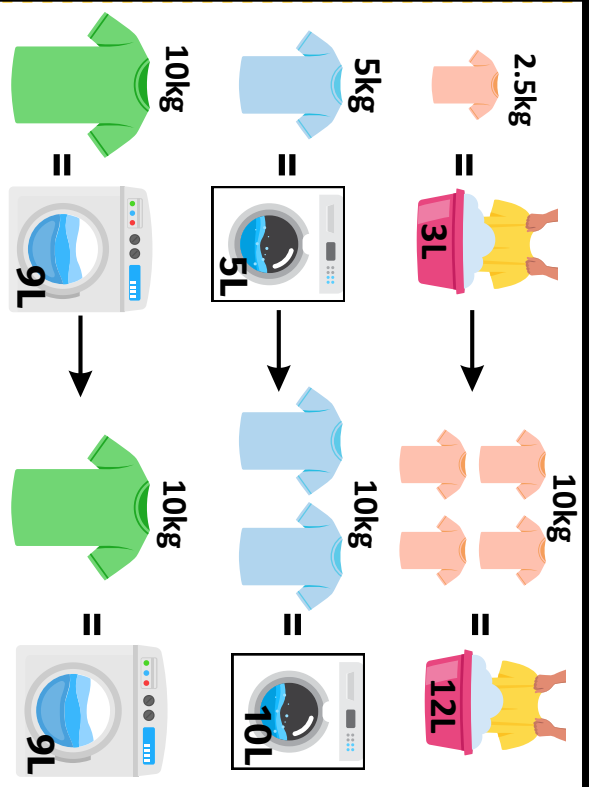
Solution

It's not easy to calculate that; but you did it!
You have helped Uncle Ben reduce his water consumption. Thank you!
Let's open the **green envelope** in Alix' house to discover the rest.



Instructions

Grab all the pieces of the puzzle and reconstruct farmer Farhad's and his family's house. Each piece of the puzzle shows a place in the house or garden where water might be wasted.
Each piece also has a number.
Look for all the places where water is wasted and add up the numbers.



fold to have the content inside

6) When is the best time to water the garden in summer?



10am

2 hours before sunset



1) On average, how much water does 1 person in Europe consume per day?



Less than 100L per day



More than 500L per day



Between 100 and 500L per day



Y U X
L R O

One parent bought a 10 minute timer for the bathroom so that everyone can time their showers.

2) How many litres of water can a dripping tap loose in one day?



300 liters



100 liters



3) What uses the most water, including manufacture and use?



A tea towel



A paper towel



4) Which method of washing the dishes uses the least water?



Doing the dishes by hand



Using a dishwasher



5) What action uses the most water in 1 week, including manufacture and drinking?



Drinking 14 litres of tap water




Drinking 12 litres of water from 12 plastic bottles

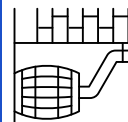


The youngest daughter goes to the gym each day and after coming home, takes a 35 minute hot shower.

E A I
M U D



The eldest daughter made a rain barrel to collect rain water to water the flowers.



H G B
G V I

Solution

Did you find the right solution ?

Now that you know the correct answer, you can give Aunt Moricette good advice: 'a shorter shower uses less water!'

This is good advice to share with everyone.

Go to the **blue house** by opening the right envelope.

fold and stick











Solution ORANGE HOUSE



Instructions

You hear loud shouting! The family is having an argument because the parents have just got a really high water bill! They call a family meeting to take action on how to reduce it. To help the family decide how to reduce their water consumption, answer the questions.



	 x 8 = 400L
	 x 2 = 100L
	
	 x 4 = 200L
	 x 3 = 150L

Solution

Answer : 18

Congratulations!! Now you have found all the areas of water misuse in the village and discussed possible solutions. Head to the central board to reflect on your experiences and meet like-minded children. Together you can inspire the residents to become more sustainable.


Solution RED HOUSE



fold and stick

fold to have the content inside

Cut the squares to make the puzzle pieces and place them in the 'red house' envelope.





Start

Laura lives in a village where the water supply is very unpredictable; sometimes there is plenty, and sometimes none at all.

The river is almost dry, so the villagers can't collect water like Laura's grandparents could.

Laura decides to find out what's happening. So she asks you to help.



Instructions

During the game, you will explore the village and meet its inhabitants. You will move from one house to the next, but you do not know in which order yet!

Every time you succeed a challenge, the solution card will tell you to what house you need to go next.

Start by opening the **orange** ▲ envelope to discover why there is no water.

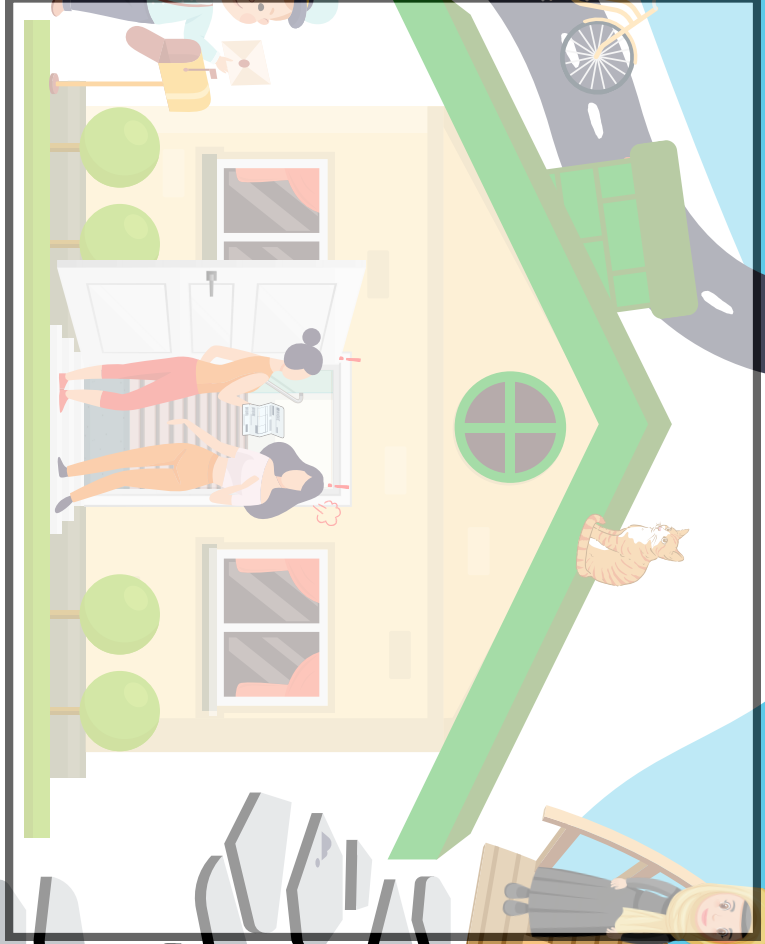

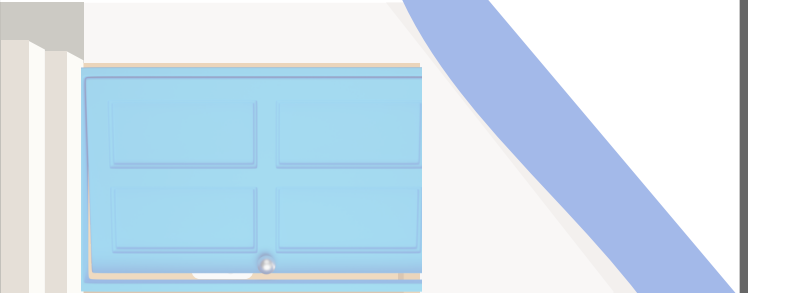
Let the adventure begin!


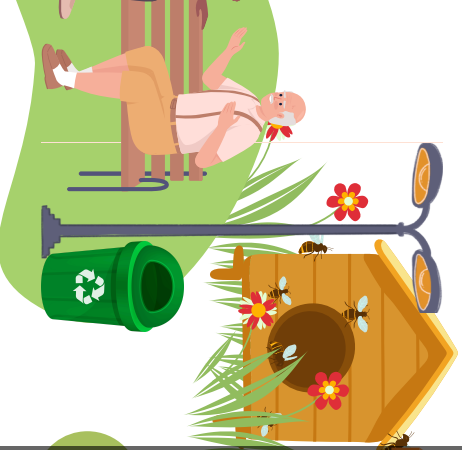





fold at the back + stick





AQUAHEROES



Misuse






ENVELOPES







staple

staple

**MODE FOR THE
ENVELOPES**

FOLD

staple

staple

staple

staple

staple

staple